




Velikost	Profil	LI/SS	TL/TT	3PMSF	Valivý odpor	Úchop	Zvuk	
205/65R17.5	NEO ALLROADS T2	129/127J(132/132F)	TL		C	C	73 dB (2)	<a href="#">Podrobnosti</a>
215/75R17.5	NEO ALLROADS T2	135/133J	TL		C	C	73 dB (0)	<a href="#">Podrobnosti</a>
215/75R17.5	NEO ALLROADS T2	135/133J	TL		D	A	71 dB (0)	<a href="#">Podrobnosti</a>
215/75R17.5	NEO ALLROADS T2	136/134J	TL		C	C	73 dB (0)	<a href="#">Podrobnosti</a>
235/75R17.5	NEO ALLROADS T2	143/141J(144F)	TL		C	C	73 dB (0)	<a href="#">Podrobnosti</a>

Velikost	Profil	LI/SS	TL/TT	3PMSF	Valivý odpor	Úchop	Zvuk	
235/75R17.5	NEO ALLROADS T2	143/141J(146F)	TL		C	C	73 dB	<a href="#">Podrobnosti</a>
245/70R17.5	NEO ALLROADS T2	143/141J(146F)	TL		C	B	73 dB	<a href="#">Podrobnosti</a>
265/70R19.5	NEO ALLROADS T2	143/141J(146F)	TL		C	C	72 dB	<a href="#">Podrobnosti</a>
285/70R19.5	NEO ALLROADS T2	150/148J	TL		C	C	72 dB	<a href="#">Podrobnosti</a>
385/55R22.5	NEO ALLROADS T2	164K(158L)	TL		B	C	74 dB	<a href="#">Podrobnosti</a>

Velikost	Profil	LI/SS	TL/TT	3PMSF	Valivý odpor	Úchop	Zvuk	
385/55R22.5	NEO ALLROADS T2	160K(158L)	TL		C	C	74 dB	<a href="#">Podrobnosti</a>
385/65R22.5	NEO ALLROADS T2	164K(158L)	TL		B	B	73 dB	<a href="#">Podrobnosti</a>
425/65R22.5	NEO ALLROADS T2	165K	TL		C	C	73 dB	<a href="#">Podrobnosti</a>
445/65R22.5	NEO ALLROADS T2	169K	TL		C	B	74 dB	<a href="#">Podrobnosti</a>




# 205/65R17.5

<b>Velikost</b>	205/65R17.5
<b>Profil</b>	NEO ALLROADS T2
<b>LI/SS</b>	129/127J(132/132F)
<b>Hodnocení vrstvy</b>	14
<b>TL/TT</b>	TL
<b>Aplikace</b>	Regionální doprava
<b>3PMSF</b>	
<b>M+S</b>	Ano
<b>Průměr (mm)</b>	708
<b>Šířka (mm)</b>	204
<b>Obvod válcování (mm)</b>	2,223
<b>Doporučený ráfek</b>	6.00
<b>Běhoun (mm)</b>	11
<b>Nosnost (kg-km/h)</b>	1850,000000

Nosnost (kg-km/h) duální	1750,000000
Tlak vzduchu (bar)	9
Vlhký úchop	C 
Palivová účinnost	C 
Zvuk (decibel)	73 dB 
Zvuk (vlna)	2
Poloha nápravy	Trailer

## 215/75R17.5

Velikost	215/75R17.5
Profil	NEO ALLROADS T2
LI/SS	135/133J
Hodnocení vrstvy	18
TL/TT	TL

<b>Aplikace</b>	Regionální doprava
<b>3PMSF</b>	
<b>M+S</b>	Yes
<b>Diameter (mm)</b>	795
<b>Width (mm)</b>	235
<b>Loaded radius (mm)</b>	351
<b>Rolling circumference (mm)</b>	2,425
<b>Recommended rim</b>	6.00
<b>Tread (mm)</b>	12.5
<b>Load capacity (kg-km/h)</b>	2180.000000
<b>Load capacity (kg-km/h) dual</b>	2060.000000
<b>Air pressure (bar)</b>	8.5
<b>Wet grip</b>	C 
<b>Fuel efficiency</b>	C 
<b>Sound (decibel)</b>	73 dB 

---

**Axle position**

Trailer

---

**215/75R17.5**

**Size**

215/75R17.5

---

**Profile**

NEO ALLROADS T2

---

**LI/SS**

135/133J

---

**Ply rating**

18

---

**TL/TT**

TL

---

**Application**

Regional transport

---

**3PMSF**

**M+S**

Yes

---

**Diameter (mm)**

795

---

**Width (mm)**




235

---

**Loaded radius (mm)**

351

---

<b>Rolling circumference (mm)</b>	2,425
<b>Recommended rim</b>	6.00
<b>Tread (mm)</b>	12.5
<b>Load capacity (kg-km/h)</b>	2180.000000
<b>Load capacity (kg-km/h) dual</b>	2060.000000
<b>Air pressure (bar)</b>	8.5
<b>Wet grip</b>	A 
<b>Fuel efficiency</b>	D 
<b>Sound (decibel)</b>	71 dB 
<b>Axle position</b>	Trailer

## 215/75R17.5

<b>Size</b>	215/75R17.5
<b>Profile</b>	NEO ALLROADS T2

<b>LI/SS</b>	136/134J
<b>Ply rating</b>	18
<b>TL/TT</b>	TL
<b>Application</b>	Regional transport
<b>3PMSF</b>	
<b>M+S</b>	No
<b>Diameter (mm)</b>	795
<b>Width (mm)</b>	235
<b>Loaded radius (mm)</b>	351
<b>Rolling circumference (mm)</b>	2,425
<b>Recommended rim</b>	6.00
<b>Tread (mm)</b>	12.5
<b>Load capacity (kg-km/h)</b>	2240.000000
<b>Load capacity (kg-km/h) dual</b>	2120.000000
<b>Air pressure (bar)</b>	8.5

---

**Wet grip**

C 

---

**Fuel efficiency**

C 

---

**Sound (decibel)**

73 dB 

---

**Axle position**

Trailer

---

## 235/75R17.5

---

**Size**

235/75R17.5

---

**Profile**

NEO ALLROADS T2

---

**LI/SS**

143/141J(144F)

---

**Ply rating**

18

---

**TL/TT**

TL

---

**Application**

Regional transport

---

**3PMSF**

---

**M+S**




Yes

---

<b>Diameter (mm)</b>	795
<b>Width (mm)</b>	235
<b>Loaded radius (mm)</b>	363
<b>Rolling circumference (mm)</b>	2,425
<b>Recommended rim</b>	6.75
<b>Tread (mm)</b>	12.5
<b>Load capacity (kg-km/h)</b>	2720.000000
<b>Load capacity (kg-km/h) dual</b>	2570.000000
<b>Wet grip</b>	C 
<b>Fuel efficiency</b>	C 
<b>Sound (decibel)</b>	73 dB 
<b>Axle position</b>	Trailer

**235/75R17.5**

<b>Size</b>	235/75R17.5
<b>Profile</b>	NEO ALLROADS T2
<b>LI/SS</b>	143/141J(146F)
<b>Ply rating</b>	18
<b>TL/TT</b>	TL
<b>Application</b>	Regional transport
<b>3PMSF</b>	
<b>M+S</b>	No
<b>Diameter (mm)</b>	795
<b>Width (mm)</b>	235
<b>Loaded radius (mm)</b>	363
<b>Rolling circumference (mm)</b>	2,425
<b>Recommended rim</b>	6.75
<b>Tread (mm)</b>	12.5

<b>Load capacity (kg-km/h)</b>	2720.000000
<b>Load capacity (kg-km/h) dual</b>	2570.000000
<b>Wet grip</b>	C 
<b>Fuel efficiency</b>	C 
<b>Sound (decibel)</b>	73 dB 
<b>Axle position</b>	Trailer

## 245/70R17.5

<b>Size</b>	245/70R17.5
<b>Profile</b>	NEO ALLROADS T2
<b>LI/SS</b>	143/141J(146F)
<b>Ply rating</b>	18
<b>TL/TT</b>	TL
<b>Application</b>	Regional transport

---

**3PMSF**




---

**M+S** Yes**Diameter (mm)** 782**Width (mm)** 254**Loaded radius (mm)** 358**Rolling circumference (mm)** 2,385**Recommended rim** 7.50**Tread (mm)** 11**Air pressure (bar)** 8.75**Wet grip** B **Fuel efficiency** C **Sound (decibel)** 73 dB **Axle position** Trailer

---

# 265/70R19.5

<b>Size</b>	265/70R19.5
<b>Profile</b>	NEO ALLROADS T2
<b>LI/SS</b>	143/141J(146F)
<b>Ply rating</b>	18
<b>TL/TT</b>	TL
<b>Application</b>	Regional transport
<b>3PMSF</b>	
<b>M+S</b>	Yes
<b>Diameter (mm)</b>	868
<b>Width (mm)</b>	258
<b>Loaded radius (mm)</b>	403
<b>Rolling circumference (mm)</b>	2,647

<b>Recommended rim</b>	7.50
<b>Tread (mm)</b>	13
<b>Wet grip</b>	C 
<b>Fuel efficiency</b>	C 
<b>Sound (decibel)</b>	72 dB 
<b>Axle position</b>	Trailer


## 285/70R19.5

<b>Size</b>	285/70R19.5
<b>Profile</b>	NEO ALLROADS T2
<b>LI/SS</b>	150/148J
<b>Ply rating</b>	18
<b>TL/TT</b>	TL
<b>Application</b>	Regional transport

---

**3PMSF**




---

**M+S** Yes**Diameter (mm)** 891**Width (mm)** 240**Loaded radius (mm)** 414**Rolling circumference (mm)** 2,413**Recommended rim** 8.25**Tread (mm)** 12.5**Load capacity (kg-km/h)** 3350.000000**Load capacity (kg-km/h) dual** 3150.000000**Air pressure (bar)** 9**Wet grip** C **Fuel efficiency** C **Sound (decibel)** 72 dB **Axle position** Trailer

---




# 385/55R22.5

<b>Size</b>	385/55R22.5
<b>Profile</b>	NEO ALLROADS T2
<b>LI/SS</b>	164K(158L)
<b>Ply rating</b>	20
<b>TL/TT</b>	TL
<b>Application</b>	Regional transport
<b>3PMSF</b>	
<b>M+S</b>	No
<b>Diameter (mm)</b>	1,000
<b>Width (mm)</b>	382
<b>Loaded radius (mm)</b>	461
<b>Rolling circumference (mm)</b>	3,260

<b>Recommended rim</b>	11.75
<b>Tread (mm)</b>	15.5
<b>Air pressure (bar)</b>	9
<b>Wet grip</b>	C 
<b>Fuel efficiency</b>	B 
<b>Sound (decibel)</b>	74 dB 
<b>Axle position</b>	Trailer

# 385/55R22.5

<b>Size</b>	385/55R22.5
<b>Profile</b>	NEO ALLROADS T2
<b>LI/SS</b>	160K(158L)
<b>Ply rating</b>	20
<b>TL/TT</b>	TL

<b>Application</b>	Regional transport
<b>3PMSF</b>	
<b>M+S</b>	Yes
<b>Diameter (mm)</b>	1,000
<b>Width (mm)</b>	382
<b>Loaded radius (mm)</b>	461
<b>Rolling circumference (mm)</b>	3,260
<b>Recommended rim</b>	11.75
<b>Tread (mm)</b>	15.5
<b>Load capacity (kg-km/h)</b>	4500.000000
<b>Load capacity (kg-km/h) dual</b>	4250.000000
<b>Air pressure (bar)</b>	9
<b>Wet grip</b>	C 
<b>Fuel efficiency</b>	C 
<b>Sound (decibel)</b>	74 dB 

---

**Axle position**

Trailer

---

**385/65R22.5**

**Size**

385/65R22.5

---

**Profile**

NEO ALLROADS T2

---

**LI/SS**

164K(158L)

---

**Ply rating**

20

---

**TL/TT**

TL

---

**Application**

Regional transport

---

**3PMSF**

**M+S**

Yes

---

**Diameter (mm)**

1,077

---

**Width (mm)**




380

---

**Loaded radius (mm)**



492

---

<b>Rolling circumference (mm)</b>	3,285
<b>Recommended rim</b>	11.75
<b>Tread (mm)</b>	17
<b>Load capacity (kg-km/h)</b>	5000.000000
<b>Load capacity (kg-km/h) dual</b>	4250.000000
<b>Air pressure (bar)</b>	9.3
<b>Wet grip</b>	B 
<b>Fuel efficiency</b>	B 
<b>Sound (decibel)</b>	73 dB 
<b>Axle position</b>	Trailer

# 425/65R22.5

<b>Size</b>	425/65R22.5
<b>Profile</b>	NEO ALLROADS T2

<b>LI/SS</b>	165K
<b>Ply rating</b>	20
<b>TL/TT</b>	TL
<b>Application</b>	Regional transport
<b>3PMSF</b>	
<b>M+S</b>	Yes
<b>Diameter (mm)</b>	1,119
<b>Width (mm)</b>	414
<b>Loaded radius (mm)</b>	515
<b>Rolling circumference (mm)</b>	3,413
<b>Recommended rim</b>	12.25
<b>Tread (mm)</b>	16.5
<b>Air pressure (bar)</b>	8.25
<b>Wet grip</b>	C 
<b>Fuel efficiency</b>	C 

---

**Sound (decibel)**

73 dB ▶

---

**Axle position**

Trailer

---

# 445/65R22.5

**Size**

445/65R22.5

---

**Profile**

NEO ALLROADS T2

---

**LI/SS**

169K

---

**Ply rating**

20

---

**TL/TT**

TL

---

**Application**

Regional transport

---

**3PMSF**

**M+S**

Yes

---

**Diameter (mm)**




1,146

---

**Width (mm)**

440

---

<b>Loaded radius (mm)</b>	523
<b>Rolling circumference (mm)</b>	3,495
<b>Recommended rim</b>	13.00
<b>Tread (mm)</b>	16.5
<b>Air pressure (bar)</b>	9
<b>Wet grip</b>	B 
<b>Fuel efficiency</b>	C 
<b>Sound (decibel)</b>	74 dB 
<b>Axle position</b>	Trailer